

# INSTALLATION GUIDE



Part no: VJ3000-0101-15




Description: Wire kit for HI-ND Ceiling casing, 3m


**SE Installationsmanual**

**GB Installation manual**

## MANUFACTURER

HI-ND Sweden AB  
Mekanikervägen 9A, 146 33 Tullinge  
Email: [info@hi-nd.se](mailto:info@hi-nd.se)

		<p>1.Parts Included in the package</p>
	 <p>A blue arrow points from the text in the adjacent cell to the black metal bracket.</p>	<p>2.Start with the black metal washer and mount it from the inside of the casing</p>
	 <p>A blue arrow points from the text in the adjacent cell to the metal washer.</p>	<p>3. The metal washer is mounted with a M5 screw included in the package</p>



4. Wire can now be pulled through the washer



5. Wire is secured with the wire lock included in the package